



SAFETY NOTICE

- Do not use the bed if improper condition is found.
- When turning the crank handle please pay attention that the hands, the legs or the body of the patient must not be under the bed, and under or in the middle of the side rail.
- When turning the crank handle up or down, only one person allow to be on the bed.
- When the patient is sleeping, the side rails must be put on in order to avoid falling down.
- After turning up and down the crank handle must be put back on first position (locked) and fold inside.
- Crank handle must be always on locked position and folded inside to avoid leg or other hits.

DO NOT REMOVE THIS LABEL

Chitose Indonesia Mfg.,

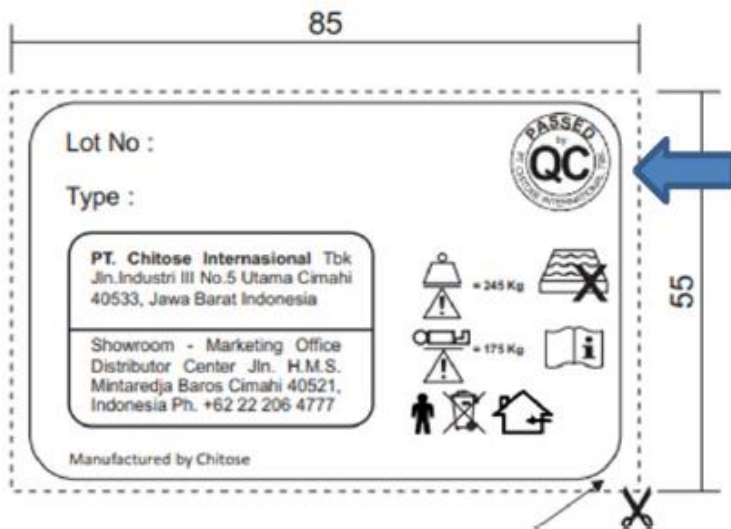
Telp. (022) 6031900 , Fax. (022) 6031855



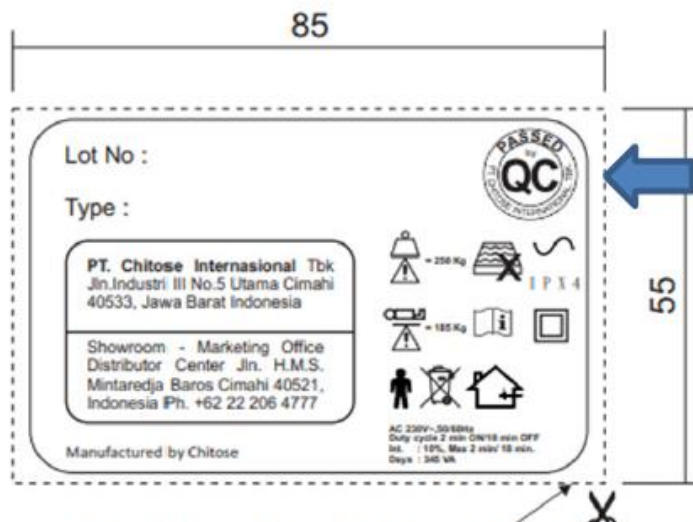
CAUTION !

- Do not place your hand under the bed
- Capacity for one person only

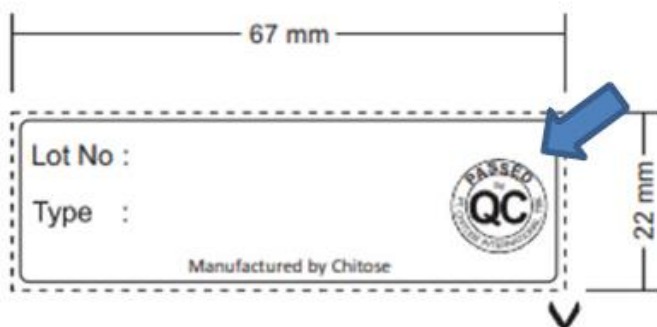




LOT MANUFACTURE LABEL FOR CRANK
(PT-ALL-OTH-PR-0017)



LOT MANUFACTURE LABEL FOR ELECTRIC
(PT-ALL-OTH-PR-0018)



LABEL LOT NUMBER ACCESSORIES BED (WHITE)
(PT-000-PRD-PR-0048)