


- Do not use Stretcher under abnormal condition (Operating system malfunction, broken wheel, etc.)
- At idle condition, make sure the crank on the locked position (Folded into the underside of Stretcher)

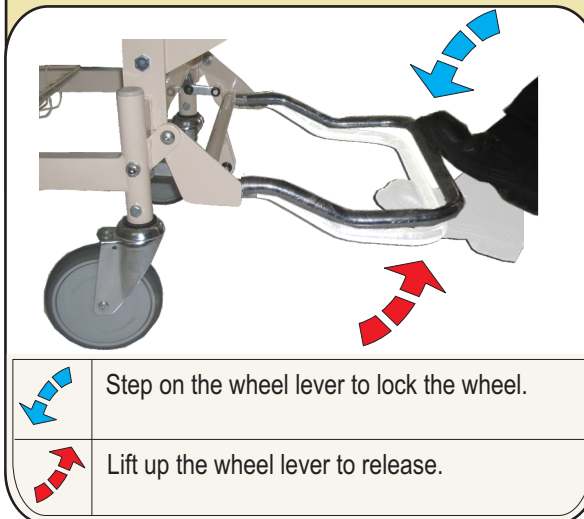
Customer Service Contact :  
**PT Chitose Internasional Tbk**  
 Jl. Industri III No. 5 Leuwigajah  
 Cimahi 40533 - INDONESIA  
 Phone : (022) 603 1900  
 Fax : (022) 603 1855  
 e-mail : [aan@chitose-indonesia.com](mailto:aan@chitose-indonesia.com)



## OXYGEN BOX CONTAINER




1. Put the oxygen box at the container
2. Lock the container

## TOTAL LOCK



-  Step on the wheel lever to lock the wheel.
-  Lift up the wheel lever to release.

## IRRIGATOR BAR BRACKET



Put the Irrigator Bar on the bracket (at frame head side) if not being used.


## FOLDING SIDERAIL




Put hand on the folding side rail lock lever.



Grip and hold the lock lever.



Draw the Siderail downwards to achieve the lowest position. Release the lever.



Draw the Siderail upwards to achieve the highest position.

Customer Service Contact :  
**PT Chitose Internasional Tbk**  
Jl. Industri III No. 5 Leuwigajah  
Cimahi 40533 - INDONESIA  
Phone : (022) 603 1900  
Fax : (022) 603 1855  
e-mail : [aan@chitose-indonesia.com](mailto:aan@chitose-indonesia.com)