


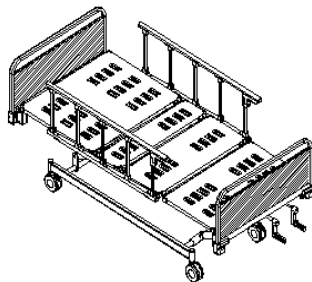
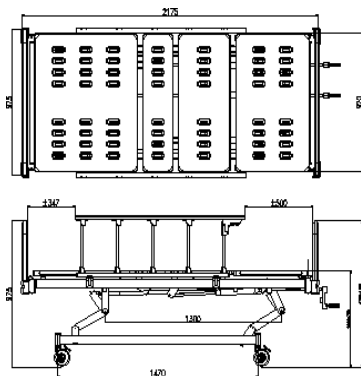
INSTRUCTIONS FOR USE, TRAINING MATERIALS, INSTALLATION AND MAINTENANCE INSTRUCTIONS FOR CB-2002 D ST

| USAGE | INSTALLATION | MAINTENANCE |
|--|--|--|
| Designed to be used as an inpatient patient bed in medical institutions such as hospitals, public health centers (Puskesmas), clinics, etc. It is also used in elderly care facilities such as nursing homes. | To install the H/F Board on the Nursing Bed main frame, attach the bracket hook located on the pin stopper, then ensure it is locked with the stopper lock. | <ol style="list-style-type: none"> 1. The bed must be cleaned and disinfected weekly and/or before a new patient uses the bed. 2. The mattress must be removed from the bed for cleaning. |
| Intended for adult patients and not for infants or children. Use a mattress with the correct size and type according to the manufacturer's recommendation. An incompatible mattress may cause hazards. | Mattress installation is performed manually by placing the mattress on the bed surface. | After the bed has been cleaned, wipe all bed surfaces using a cleaner such as sodium dichloroisocyanurate (NaDCC) at a concentration of 1000 ppm (0.1%) as recommended. |
| The bed must not be used by two or more persons, as it will exceed the maximum load capacity of the bed. | The CB 2002 series Nursing Bed is built with a steel pipe and steel plate construction, including the surface used for lying down. | <ol style="list-style-type: none"> 1. Disconnect the bed from the power source before starting any cleaning or maintenance. 2. To avoid decontamination, do not allow the power plug or power cable to get wet. 3. If the handheld device falls onto a hard surface, check whether the heart position function is affected/works properly. 4. Place the handheld device on the siderail using the clip to help prevent unintended control operation. |
| This bed is designed with a steel pipe and steel plate construction, including the lying surface, lower surface structure, and accessories. For more ergonomic care, the CB 2002 nursing bed operates manually using a manual crank system controlled via a handheld controller. | The caster lock is operated manually by pressing the lever with your foot. | Check the smoothness of siderail installation and removal. |
| The double lock caster function provides stability and safety when the bed is parked. | <p>The siderail safety guards on the left and right sides are installed according to the available holes. General steps for installing the siderail are as follows:</p> <ul style="list-style-type: none"> • Prepare the siderail and position it correctly on the inserts provided on the side frame. • During installation, position the siderail in the upper position. • Install the bolts and washers on the provided inserts, then tighten using an Allen key (L-key) or a Phillips screwdriver (+) until properly secured. • Steps to fold and raise the siderail are as follows. • Pull the siderail lock on the siderail frame. Release the lock and allow the siderail to move down slowly by itself. | Visually inspect the caster condition to ensure the casters are still functioning properly. |
| This bed is designed to be movable because it is equipped with caster wheels to facilitate relocation. | | Inspect the mattress for any damage and possible water penetration into the mattress. |

CB-2002 D ST (MANUAL 2 CRANK)



CB-2002 D ST is a 2 Crank Manual Hospital Bed that meets your need. Suitable with Folding side Rail and Diagonal/Dual Lock System. Equipment with 2 Manual Cranks as the main mechanism to adjust the height, and head position of the bed, which can be adjusted manually for Patient's maximum comfort.



OPERATING SYSTEM



Adjustable Back Raise



Adjustable Foot Raise



Adjustable High/Low

PRODUCT SPECIFICATION

- Operating System : Adjustable Hi-Lo and Back Raise
Manual by crank
- Weight (Kg) : Approx. 90
- Accessories : FSR - 001
- Frame Finishing : Powder Coating
- Lock System : Double Lock System
- Frame Color : White
- Frame Material : Steel
- Dimension (mm) : Bed (W 1030, L 2230, H 760-1005)
H/F Board (W 932)

FEATURES



Cranks



Corner Bumper



Single Wheel Double Lock System

CB-2002 D ST (MANUAL 2 CRANK)

ACCESSORIES



FOLDING SIDE RAIL
Kode FSR 001



BED SIDE CABINET (LOW)
Kode CBC 0003L



BED SIDE CABINET (HIGH)
Kode CBC 0003H



BED SIDE TABLE
Kode TB 002



FOOTSTEP
Kode FS 001



MATRESS POLYURETHANE
Kode MT 005U



MATRESS LATEX + POLIURETAN
Kode MT 005L



TIANG INFUS 2 HOOK
Kode HR 001



TIANG INFUS 4 HOOK
Kode HR 002



TIANG INFUS 4 HOOK
Kode HR 003