

**INSTRUCTIONS FOR USE, TRAINING MATERIALS, INSTALLATION AND MAINTENANCE INSTRUCTIONS**

No	TYPE	USE	INSTALLATION	MAINTENANCE
3	CB3300 Plus	Designed for use as inpatient beds in medical institutions, such as hospitals, health centers, clinics, etc., also used for elderly care facilities in nursing home institutions	To install the H/F Board on the Main frame of the Nursing Bed, you need to attach the Bracket hook on the H/F Board to the Pin Stopper, then make sure it is locked with the stopper lock.	1. The bed must be cleaned and disinfected every week and/or before a new patient uses the bed 2. The mattress must be removed from the bed for cleaning
		Used for adult patients and not intended for infants or children	Installation of the mattress is done manually by placing the mattress on the surface of the bed, using a mattress of the correct size and type according to the manufacturer's recommendations. Incompatible mattresses can be dangerous.	After the bed is cleaned wipe all bed surfaces with sodium dichloroisocyanate (NADCC) at a concentration of 1000 parts per million (0.1%) of available chlorine
		The bed should not be used for two or more people, as this will exceed the maximum load of the bed	The CB 3300 series nursing bed is built with the characteristics of iron pipe and plate construction including a lying surface, bottom surface construction and accessories. For more ergonomic care, the CB 3300 series Nursing Bed works automatically using an electrical system using a actuator motor, to adjust the height of the bed (High-Low, Foot Rest, Head Rest) to a comfortable sitting position and a shock position or heart position. The CB 3300 Plus uses Single Actuator system motor drive which is applied to the Mattress Platform drive pipe to move the backrest and legs on the CB 3300 Plus Bed	1. Disconnect the bed from the power supply before starting any cleaning or maintenance activities. 2. To avoid Decontamination, Do not let the power plug or power supply cable get wet. 3. If the handheld falls onto a hard surface, check whether all buttons work properly Correct. 4. Place the handheld on the side rail using the clip on the back; this thing will help prevent unintentional control operation.
		This bed is built with the characteristics of iron pipe and plate construction including a lying surface, bottom surface construction and accessories. For more ergonomic care, the CB 3300 Plus Nursing Bed works automatically with a Motor Actuator system controlled from a handheld controller	Locking the castor is done manually by pressing the Pipe lever with your foot	Check the smooth installation and removal of side rails
		The use of a total lock caster functions to provide stability and security when the bed is parked	Side rails as safety on the left and right sides of the bed are installed according to the available holes. Side Rail installation steps are as follows: - Prepare the Side Rail and position it exactly on the insert provided on the Side Frame. When installing, position the Side Rail in the above position - Install the Bolt and Ring on the Insert provided, and tighten using the L Key or Screwdriver (+) to the bolt tightening limit	Perform visual checks on the condition of the castor regularly to ensure the castor is still functioning properly
		The bed is used in a position that can be moved because the bed is equipped with castor wheels which function to make it easier to move	Steps to fold and raise the Side Rail are as follows - Pull the side rail lock on the side rail frame - Release the key and let the Side Rail slowly move downwards on its own	Check the mattress for damage and the possibility of water entering the mattress

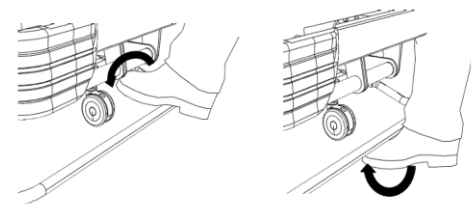
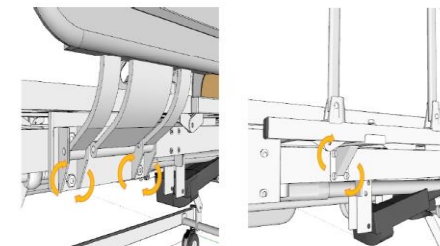
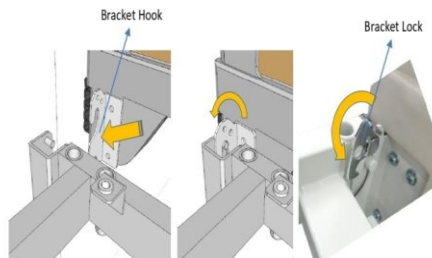



NURSING BED

# Healthy Therapy Product



Fitur Head/Foot Board



## NURSING BED CB 3300 Plus

Nursing Bed CB 3300 Plus Series is a type of bed that functions to support special needs for people who are sick, disabled, and people with special needs (breastfeeding and the elderly). With the Motor Actuator Operating System as a manual driver for bed height, head and foot raise, it is controlled via a Handheld controller

### Standard Function

Operating System : Motor Actuator for High-Low, Foot Rest, and Head Rest positions

Position : - High – low: Automatic operation via handheld Controller with Motor Actuator

- Head & Foot rest: Automatic operation via handheld controller with Motor actuator

Primary : - Simple design, no sharp corners (smooth surface)

- Easy operating mechanism, with Motor Actuator

- Sturdy and anti-rust

- Wheels that are easy to move and position, with lock - unlock system

Lock System : Total Lock System

Accessories : IV Pole (2 Type Option) and Side Rail / Folding Side rail

Bed Side Cabinet, Over Bed Table, and Foot Step

Airmate Cpro Mattress / Urethane

### Product Dimension

Dimension : L : Total 2230 mm (include H/F Board)  
1956 mm (Bottom assy Length)

W : Total 1030 mm  
915 mm (Bottom assy Widht)

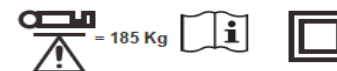
D : 760 ~ 1005 mm (from floor to Head Board)  
: 327 ~ 667 mm (from floor to Bottom Assy)

### Product Weight

Weight : ± 90KG

Load Capacity : ± 400KG (Static) & ±170KG (Dynamic)

Packing Dimension : 2050 mm (L) x 1070 mm (W) x 190 mm (D)



AC 230V~50/60Hz  
Duty cycle 2 min ON/18 min OFF  
Int. : 10%, Max 2 min/ 18 min.