


CHITOSE Hospital Bed

CB 3300 Plus



FEATURES & PROCEDURES



Standard Function

- Operating System : Motor Actuator for High-Low, Foot Rest, and Head Rest positions
- Position : - High – low: Automatic operation via handheld Controller with Motor Actuator
 - Head & Foot rest: Automatic operation via handheld controller with Motor actuator
- Primary : - Simple design, no sharp corners (smooth surface)
 - Easy operating mechanism, with Motor Actuator
 - Sturdy and anti-rust
 - Wheels that are easy to move and position, with lock - unlock system
- Lock System : Total Lock System
- Accessories : IV Pole (2 Type Option) and Side Rail / Folding Side rail
 Bed Side Cabinet, Over Bed Table, and Foot Step
 Airmate Cpro Mattress / Urethane

Product Dimension

Dimension
 L x W x D : 2230 x 1030 x 760~1005

Product Weight

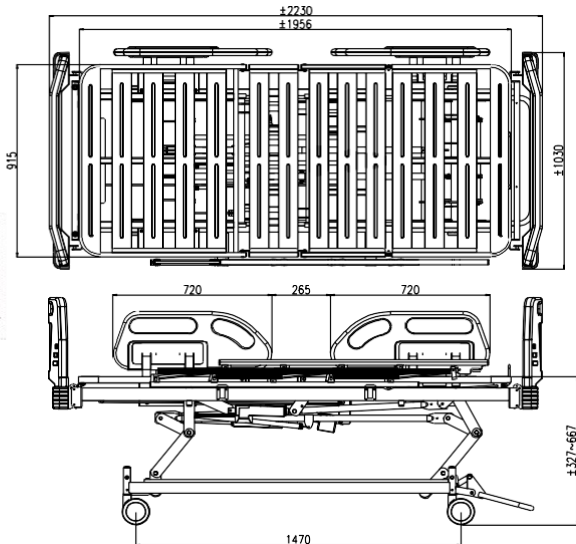
Weight : ± 90KG
 Load Capacity : ± 400KG (Static) & ±170KG (Dynamic)
 Packing Dimension : 2050 x 1070 mm x 190

Lot No :
 Type :

PT. Chitose Internasional Tbk
 Jln. Industri III No.5 Utama Cimahi
 40533, Jawa Barat Indonesia

Showroom - Marketing Office
 Distributor Center Jln. H.M.S.
 Mintaredja Baros Cimahi 40521,
 Indonesia Ph. +62 22 206 4777

Manufactured by Chitose
 Distributed by PT Indomedika Niaga Perkasa
 Kem Tower, Jl. Landas Pacu Barat No. 10
 Gr. Sahari Sel., Kemayoran, Jakarta



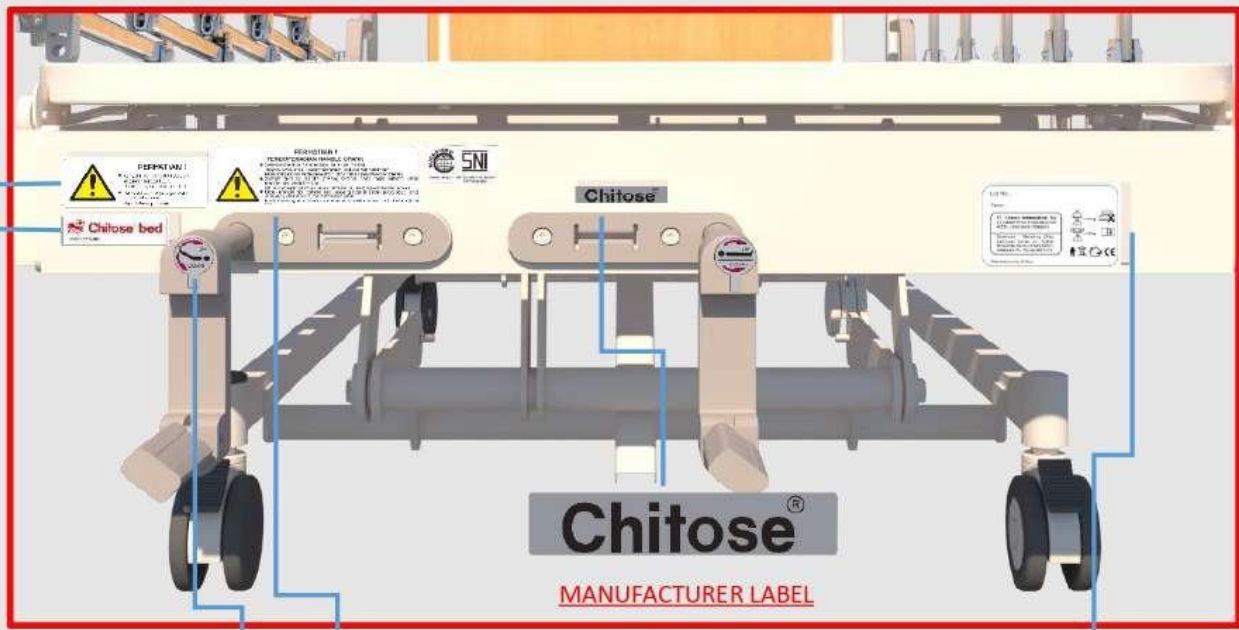

MANUFACTURE LABEL AND LOT NUMBER

SNI LABEL



IZIN EDAR KEMENKES
 bahan dasar : sticker
 warna putih posisi
 penempatan pada Frame

Warning Label and Sign



PERHATIAN !
PENGOPERASIAN HANDLE CRANK

- Sebelum memutar handle crank, harap perhatikan Tangan, Anak-anak, Hewan peliharaan, alat-alat dan bahan lain.
- Before turning the crank handle please watch: hands, children, pets, other tools or materials.
- Setelah memutar Handle, pasang kembali pada posisi terkunci untuk menghindari jatuh tiba-tiba.
- After turning the crank handle, put it back on locked position in order to avoid sudden falling down.
- Untuk menghindari terkena kaki, pasang Handle Crank pada posisi awal (terkunci). Jika terkena, maka Bed akan jatuh.
- In order to avoiding hit, put the crank handle back on first position (locked). If it is not, the bed might fall down.

Caution Handle operation

Chitose bed

KEMENKES RI AKD: _____

IZIN EDAR KEMENKES

PERHATIAN !

- Jangan menempatkan tangan dibawah tempat tidur.
- Do not place your hand under the bed.
- Tempat tidur hanya digunakan untuk satu orang
- Capacity for one person only

CAUTION LABEL

Lot No : _____

Type : _____

PT. Chitose Internasional Tbk
 Jln. Industri III No.5 Utama Cimahi
 40533, Jawa Barat Indonesia

Showroom - Marketing Office
 Distributor Center Jln. H.M.S.
 Mintaredja Baros Cimahi 40521,
 Indonesia Ph. +62 22 206 4777

Manufactured by Chitose

3

245 Kg

175 Kg

4

5

MANUFACTURE LABEL AND LOT NUMBER

- 1 Lot Number and Product Type
- 2 Manufacture Information
- 3 Safe Workload Sign and Maksimum Weight Sign
- 4 Use Appropriate mattress Sign
See Manual Instruction Sign
- 5 Applied Part Sign
Do not Dispose as Household Waste Sign
Indoor Using Only Sign

CHITOSE Hospital Bed
Warning Label and Sign



⚠ SAFETY NOTICE
 PERINGATAN KESELAMATAN

- Jangan menggunakan tempat tidur ketika dalam kondisi rusak.
Do not use the bed if improper condition is found.
- Pada saat memutar pegangan engkol, harap perhatikan bagian tangan, kaki atau anggota tubuh dari pasien tidak berada dibawah tempat tidur dan di tengah-tengah rel samping.
When turning the crank handle please pay attention that the hands, the legs or the body of the patient must not be under the bed, and under or in the middle of the rail.
- Ketika memutar pegangan engkol ke atas dan ke bawah, hanya memperbolehkan satu pasien berada di atas tempat tidur.
When turning the crank handle up or down, only one person allow to be on the bed.
- Ketika pasien tertidur, rel samping harus dalam keadaan terpasang berdiri untuk menghindari pasien terjatuh dari tempat tidur.
When the patient is sleeping, the side rail must be put on in order to avoid falling down.
- Setelah memutar pegangan engkol, pegangan engkol harus ditempatkan pada posisi semula (terkunci) dan melipat kedalam.
After turning up and down the crank handle must be put back on rest position (locked) and fold inside.
- Pegangan engkol harus selalu pada posisi terkunci dan melipat kedalam untuk menghindari benturan dengan kaki.
Crank handle must be always in locked position and folded inside to avoid injury of the feet.

PT. Chitose Internasional Tbk.
Telp. (022) 8031980 - Fax (022) 8031855

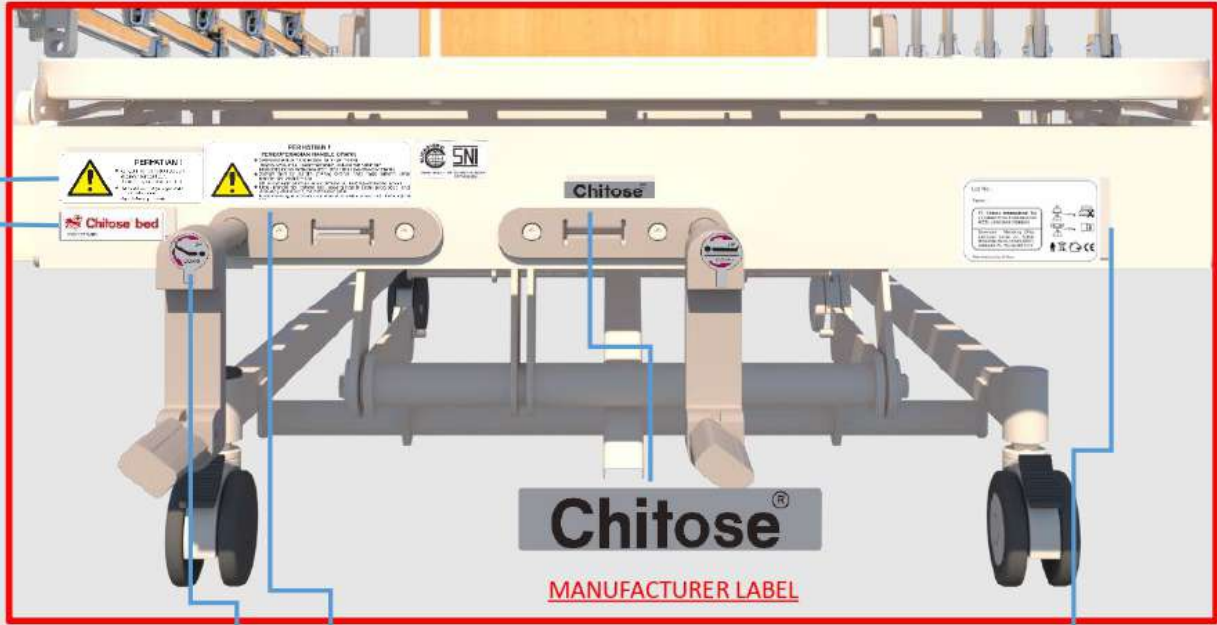

DILARANG MELEPAS LABEL INI

SAFETY NOTICE



SAFETY LABEL

CHITOSE Hospital Bed Warning Label and Sign



CRANK LABEL

PERHATIAN !
PENGOPERASIAN HANDLE CRANK

- Sebelum memutar handle crank, harap perhatikan :
Tangan , Anak-anak, Hewan peliharaan, alat-alat dan bahan lain
- Before turning the crank handle please watch :
hands, children, pets, other tools or materials
- Setelah memutar Handle, pasang kembali pada posisi terkunci untuk
menghindari jatuh tiba-tiba
- After turning the crank handle, put it back on locked position in order to avoid sudden falling down
- Untuk menghindari terkena kaki, pasang Handle Crank pada posisi awal
(terkunci) jika terkena, maka Bed akan jatuh
In order to avoiding hit, put the crank handle back on first position (locked), if it is not, the bed might fall down



Caution Handle operation



Chitose® bed

KEMENKES RI AKD: _____

IZIN EDAR KEMENKES



PERHATIAN !

- Jangan menempatkan tangan dibawah tempat tidur.
Do not place your hand under the bed
- Tempat tidur hanya digunakan untuk satu orang.
Capacity for one person only

CAUTION LABEL







Lot No :

Type :

PT. Chitose Internasional Tbk
Jln. Industri III No.5 Utama Cimahi
40533, Jawa Barat Indonesia

Showroom - Marketing Office
Distributor Center Jln. H.M.S.
Mintaredja Baros Cimahi 40521,
Indonesia Ph. +62 22 206 4777

Manufactured by Chitose

MANUFACTURE LABEL AND LOT NUMBER

- 1 Lot Number and Product Type
- 2 Manufacture Information
- 3 Safe Workload Sign and Maksimum Weight Sign
- 4 Use Appropriate matress Sign
See Manual Instruction Sign
- 5 Applied Part Sign
Do not Dispose as Household Waste Sign
Indoor Using Only Sign

CHITOSE Hospital Bed

Warning Label and Sign



SAFETY NOTICE
PERINGATAN KESELAMATAN

- Jangan menggunakan tempat tidur ketika dalam kondisi rusak.
Do not use the bed if improper condition is found.
- Pada saat memutar pegangan engkol, harap perhatikan bagian tangan, kaki atau anggota tubuh dan pasien tidak berada dibawah tempat tidur dan di tengah-tengah rel samping.
When turning the crank handle please pay attention that the hands, the legs or the body of the patient must not be under the bed, and under or in the middle of the rails.
- Ketika memutar pegangan engkol ke atas dan ke bawah, hanya memperbolehkan satu pasien berada di atas tempat tidur.
When turning the crank handle up or down, only one person allow to be on the bed.
- Ketika pasien tertidur, rel samping harus dalam keadaan terpasang berdiri untuk menghindari pasien terjatuh dari tempat tidur.
When the patient is sleeping, the side rails must be put on in order to avoid falling down.
- Setelah memutar pegangan engkol, pegangan engkol harus ditempatkan pada posisi semula (terkunci) dan melipat kedalam.
After turning up and down the crank handle must be put back on first position (locked) and fold inside.
- Pegangan engkol harus selalu pada posisi terkunci dan melipat kedalam untuk menghindari benturan dengan kaki.
Crank handle must be always locked position and fold inside to avoid against the feet.

PT. Chitose Internasional Tbk.
Telp: (022) 8031800 - Fax: (022) 8031805

DILARANG MELEPAS LABEL INI

SAFETY NOTICE



SAFETY LABEL