

# PENANDAAN CB 7011 D



## PRODUCT SPECIFICATIONS

Operating System	Adjustable Hi-Lo by crank, adjustable back raise with cylinder gas control (CB-7012 DST, CB-7011 DST)
Accessories	Side Rail (CSR-001, CSR-002, CSR-003) & Folding Side Rail (FSR-001)
Lock System	Double Lock System
Weight (kg)	Approx. 90
Frame Finishing	Powder Coating
Frame Color	Ivory
Frame Material	Steel
Dimension W x D x H (mm)	Bed (W 1012, L 2141, H 654-994), H/F Board (W 1012)

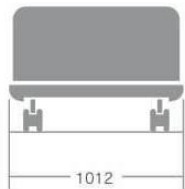
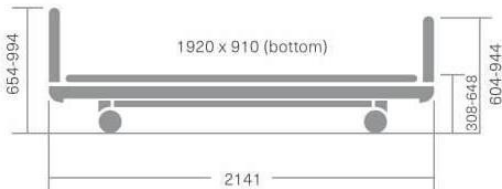
### Ukuran Produk

Ukuran  
W x L x H : 1012 x 2141 x 654-994

### Berat Produk

Berat Kosong : ± 90KG  
Berat Beban Maksimum : ± 400KG (Statis) & ±170 KG (Dinamis)  
Ukuran Paking : 2050 x 1070 mm x 190

## PRODUCT DIMENSION



Lot No : **24050200000**

Type : **CB 7011 D**

PT. Chitose Internasional Tbk  
Jln. Industri III No.5 Utama Cimahi  
40533, Jawa Barat Indonesia

Showroom - Marketing Office  
Distributor Center Jln. H.M.S.  
Mintaredja Baros Cimahi 40521,  
Indonesia Ph. +62 22 206 4777

**PASSED**  
by  
**QC**  
GROUP INTERNASIONAL

= 245 Kg

= 175 Kg

Manufactured by Chitose

**MANUFACTURE LABEL AND LOT NUMBER**



SNI IEC 60601-2-52-2014  
LSPr-022-IDN

**SNI LABEL**



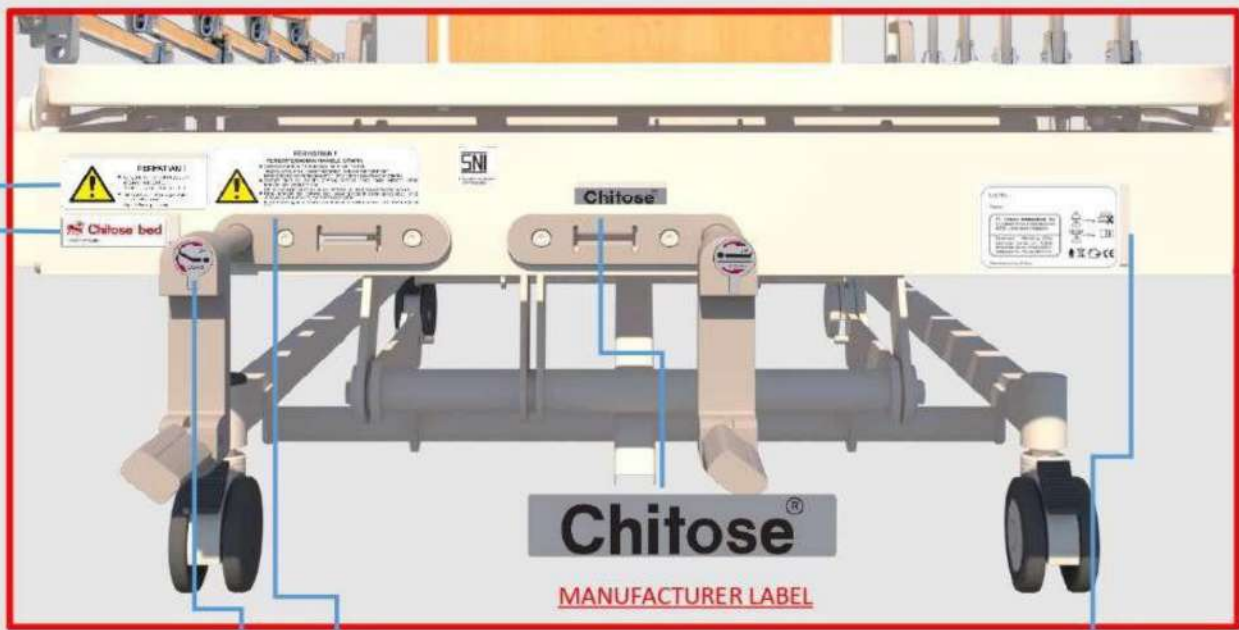
**MANUFACTURE LABEL**



KEMENKES RI AKD: AKD 10902910240

**IZIN EDAR KEMENKES**

**Warning Label and Sign**



**PERHATIAN !**  
**PENGOPERASIAN HANDLE CRANK**

- Sebelum memutar handle crank, harap perhatikan Tangan, Anak-anak, Hewan peliharaan, alat-alat dan bahan lain. Before turning the crank handle please watch : hands, children, pets, other tools or materials.
- Setelah memutar Handle, pasang kembali pada posisi terkunci untuk menghindari jatuhnya bantal. After turning the crank handle, put it back on the lock position in order to avoid bedfalling down.
- Untuk menghindari terkena kaki, pasang Handle Crank pada posisi terunci (terkunci). Jika terkunci, maka Bed akan jatuh. In order to avoiding hit, put the crank handle back on the lock position (locked). If it is not, the bed will hit down.

**Caution Handle operation**



**IZIN EDAR KEMENKES**

**PERHATIAN !**

- Jangan menempatkan tangan dibawah tempat tidur. Do not place your hand under the bed.
- Tempat tidur hanya digunakan untuk satu orang. Capacity for one person only.

**CAUTION LABEL**

Lot No : \_\_\_\_\_

Type : \_\_\_\_\_

PT. Chitose Internasional Tbk  
 Jln. Industri III No.5 Utama Cimahi  
 40533, Jawa Barat Indonesia

Showroom - Marketing Office  
 Distributor Center Jln. H.M.S.  
 Mintaredja Baros Cimahi 40521,  
 Indonesia Ph. +62 22 206 4777

Manufactured by Chitose

245 Kg

175 Kg

**MANUFACTURE LABEL AND LOT NUMBER**

- 1 Lot Number and Product Type
- 2 Manufacture Information
- 3 Safe Workload Sign and Maksimum Weight Sign
- 4 Use Appropriate mattress Sign See Manual Instruction Sign
- 5 Applied Part Sign Do not Dispose as Household Waste Sign Indoor Using Only Sign

CHITOSE Hospital Bed  
**Warning Label and Sign**



**SAFETY NOTICE**  
 PERINGATAN KESELAMATAN

---

- Jangan menggunakan tempat tidur ketika dalam kondisi rusak.  
Do not use the bed if damaged or defective.
- Pada saat memutar pegangan engkol, harap perhatikan bagian tangan, kaki atau anggota tubuh dari pasien tidak berada dibawah tempat tidur dan di tengah-tengah rel samping.  
When turning the crank handle please pay attention that the hands, the legs or the body of the patient must not be under the bed, and under or in the middle of the rail.
- Ketika memutar pegangan engkol ke atas dan ke bawah, hanya memperbolehkan satu pasien berada di atas tempat tidur.  
When turning the crank handle up or down, only one patient allow to be on the bed.
- Ketika pasien tertidur, rel samping harus dalam keadaan terpasang berdiri untuk menghindari pasien terjatuh dari tempat tidur.  
When the patient is sleeping, the side rails must be put on in order to avoid falling down.
- Setelah memutar pegangan engkol, pegangan engkol harus ditempatkan pada posisi semula (terkunci) dan melipat ke dalam.  
After turning up/down the crank handle must be put back on locked position and fold inside.
- Pegangan engkol harus selalu pada posisi terkunci dan melipat ke dalam untuk menghindari benturan dengan kaki.  
Crank handle must be always in locked position and folded inside to avoid injury of the feet.

PT. Chitose Internasional Tbk.  
 Telp. (022) 8021989 - Fax (022) 8021888

DILARANG MELEPAS LABEL INI

**SAFETY NOTICE**



**SAFETY LABEL**